

## COLONIAL CASTINGS

# HINGED DOORS



SP52  
2 per door



SP53  
2 per door




SP50AB



SP61 Kookaburra



SP34AB



SP35AB



SP14AB



SP18AB



SP37AB

## COLONIAL CASTINGS

# HINGED DOORS



SP27AB



SP28AB



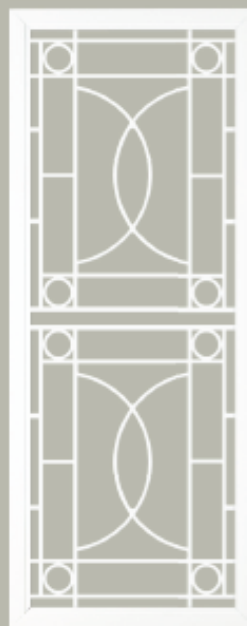
27M



27M2



28M



SP17  
2 per door



SP36  
2 per door




SP55  
2 per door



SP56  
2 per door



SP57AB



**SP13BB**  
2 per door



**SP16BB**  
2 per door



**SP13AB**



**SP16AB**



**SP44AB**




**SP45AB**



**SP29AB**




**SP31AB**



## COLONIAL CASTINGS

# HINGED DOORS



SP51AB



SP30  
2 per door



SP33AB



SP6  
2 per door



SP10  
2 per door



SP21  
2 per door




SP22  
2 per door



## COLONIAL CASTINGS


# SLIDING DOORS




**SP48S\***  
2 per door



**SP14S\*/SP15B\***



**SP15BB\***  
2 per door



**SP15AB\***



### CC290 Sliding Door Closer

- Automatic sliding door closer
- No electric power required
- Easy to install
- Adjustable closing speed
- Available in a range of colours to match existing sliding doors.
- Connecting pin and catch can be removed to keep the door open.
- Suits right and left handed opening doors

## COLONIAL CASTINGS

Established in 1947 Colonial Castings is an Australian owned company that has been making quality safety screen panels to suit safety doors for over 20 years. Rust will never be a problem, all door inserts are gravity die cast in 100% recyclable aluminium, which is also known for its durability and strength. The frames are constructed from extruded aluminium. To capture that added touch of personal style and individuality, we offer you a wide choice of colours in a hardy powdercoated finish. Naturally the powdercoating is covered by a 24 month guarantee. To extend the life of the surface we recommend doors should be washed down regularly especially in salt water environments. Colour options are indicative only.

Photos for illustration purposes only.

### FINISH COLOUR OPTIONS

Primrose  
White  
Black (Night Sky)  
APO Grey  
Bronze  
Brown  
Mist Green (Pale Eucalypt)  
Heritage Green  
Hawthorn Green  
Mountain Blue (Deep Ocean)  
Claret  
Magnolia  
Stone Beige  
Pottery  
Birch White  
Doeskin  
Notre Dame  
Slate Grey (Woodland Grey)

### COLOURS ON REQUEST

Charcoal  
Anotec Dark Grey  
Silver



# Cast Panel Combination Options

FOR HINGED DOORS



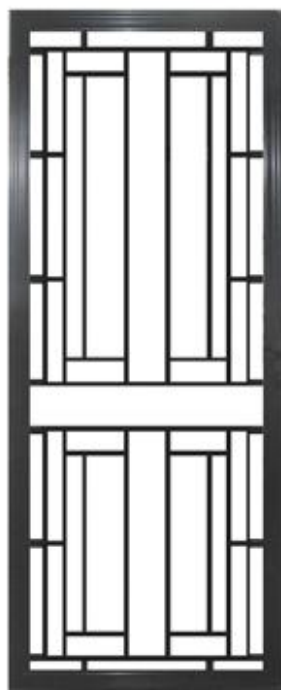
SA1 AND SA2



SA3 AND SA1



SA4 AND SA5



SA8 AND SA5



SA9 AND SA9




SA10 AND SA11



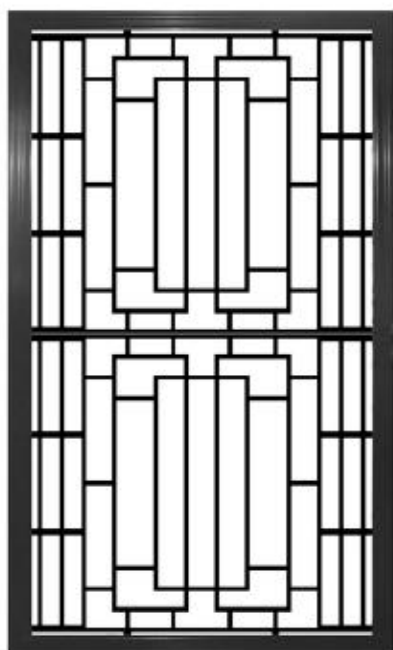
## FOR HINGED DOORS (CONT'D)



SA1 AND SA1



## FOR SLIDING DOORS




SA101 AND SA101

## FOR SIDE LIGHT



SA6 AND SA7



SA12 AND SA12